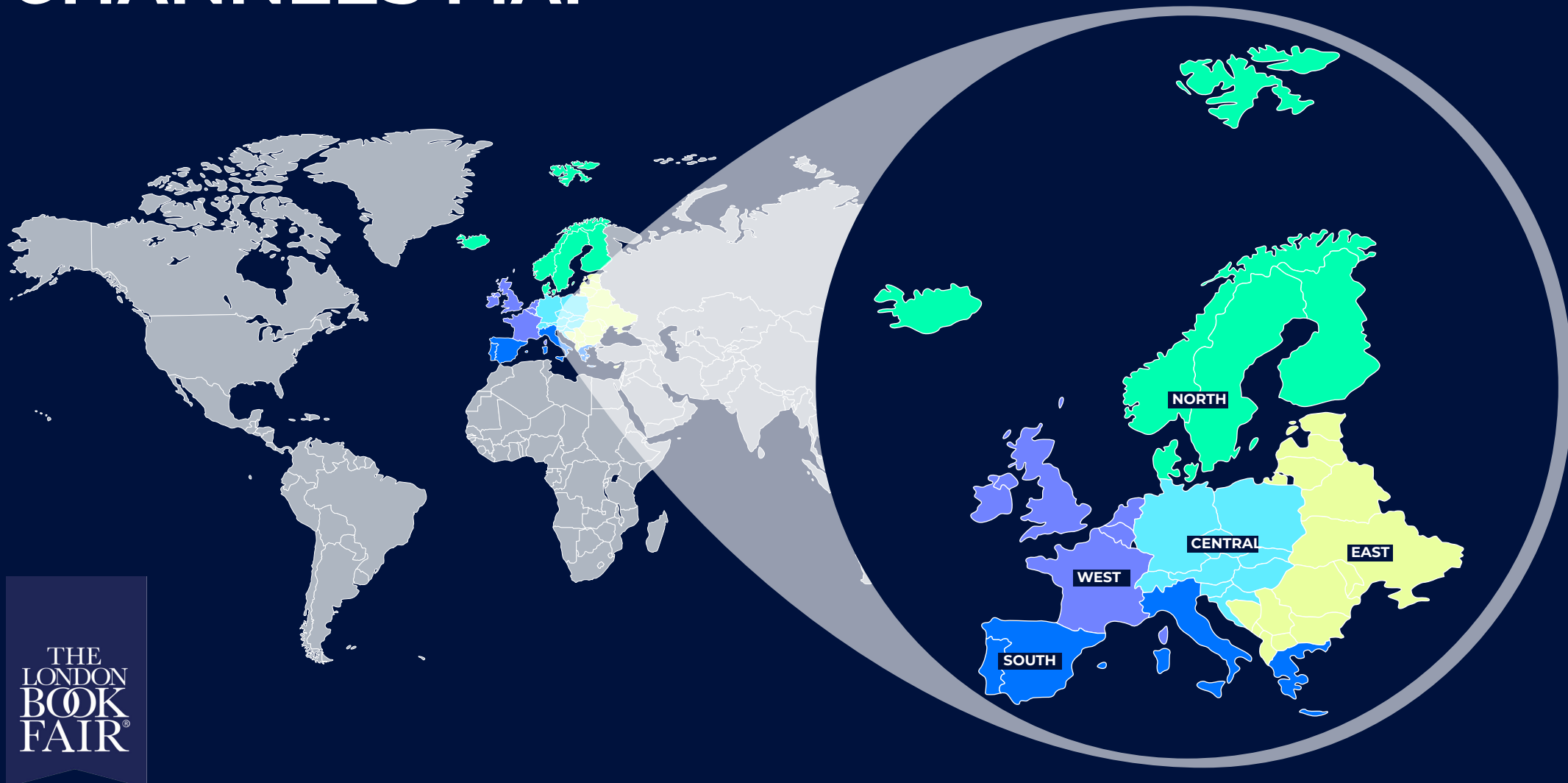


EUROPE'S AUDIO SALES CHANNELS MAP



THE
LONDON
BOOK
FAIR®

EUROPE'S AUDIO SALES CHANNELS MAP

Close to 200 audio sales channels operate in Europe:

Subscription platforms (34,2%)

À-la-Carte (Single-unit) sales channels (26,1%)

Platforms offering both models
[single-sale + subscription] (17,6%)

Aggregators (9,6%)

E-lending libraries (6%)

Children content devices (6,5%)



Place of Origin of Audio Sales Channels operating in Europe



24% of the entities come from outside Europe. 

The remaining 76% are European operators from:

CENTRAL EUROPE (31%) 

WESTERN (16%) 

SOUTHERN (14,5%) 

NORTHERN (13,5%) 

EASTERN (1%) 



★ Top Country per European Region

CHANNELS FROM CENTRAL EUROPE (31%)



SUBSCRIPTION



À-LA-CARTE (SINGLE-UNIT)



BOTH MODELS (SINGLE-SALE + SUBSCRIPTION)



E-LENDING LIBRARIES



CHILDREN CONTENT DEVICES

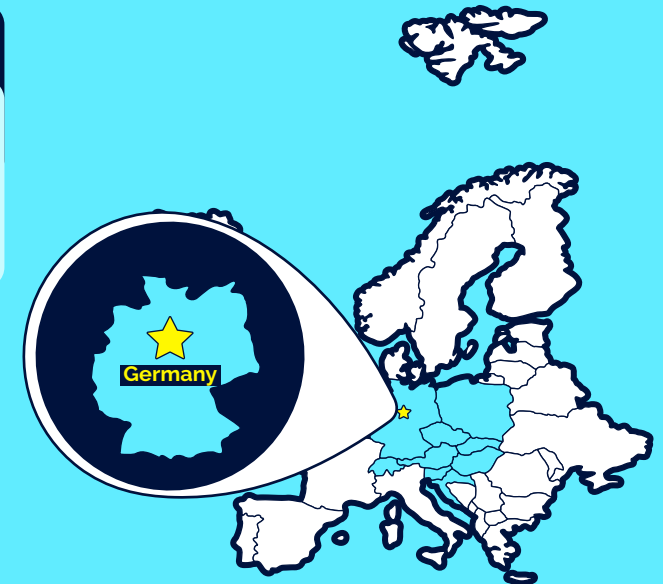


AGGREGATORS



★ Top Country in Central Europe:

From Central Europe, **Germany** stands out as the country with more players with 21,7% of the total in Europe.



CHANNELS FROM SOUTHERN EUROPE (14,5%)



SUBSCRIPTION

24symbols



ivoox

JukeBooks



CHILDREN CONTENT DEVICES

FABA

AGGREGATORS



À-LA-CARTE (SINGLE-UNIT)



KEY BOOKS



Public



BOTH MODELS (SINGLE-SALE + SUBSCRIPTION)



E-LENDING LIBRARIES




★ **Top Country in Southern Europe:** In the case of Southern Europe, **Spain** is clearly a driving force in audio, accounting for 11,2% of the total entities analyzed.

CHANNELS FROM NORTHERN EUROPE (13,5%)



SUBSCRIPTION



AGGREGATORS



E-LENDING LIBRARIES



À-LA-CARTE (SINGLE-UNIT)



BOTH MODELS (SINGLE-SALE + SUBSCRIPTION)



★ **Top Country in Northern Europe:**
Sweden stands out in Northern Europe, representing 8,6% of the total European audio market.



CHANNELS FROM WESTERN EUROPE (16%)



SUBSCRIPTION



BOTH MODELS (SINGLE-SALE + SUBSCRIPTION)



À-LA-CARTE (SINGLE-UNIT)



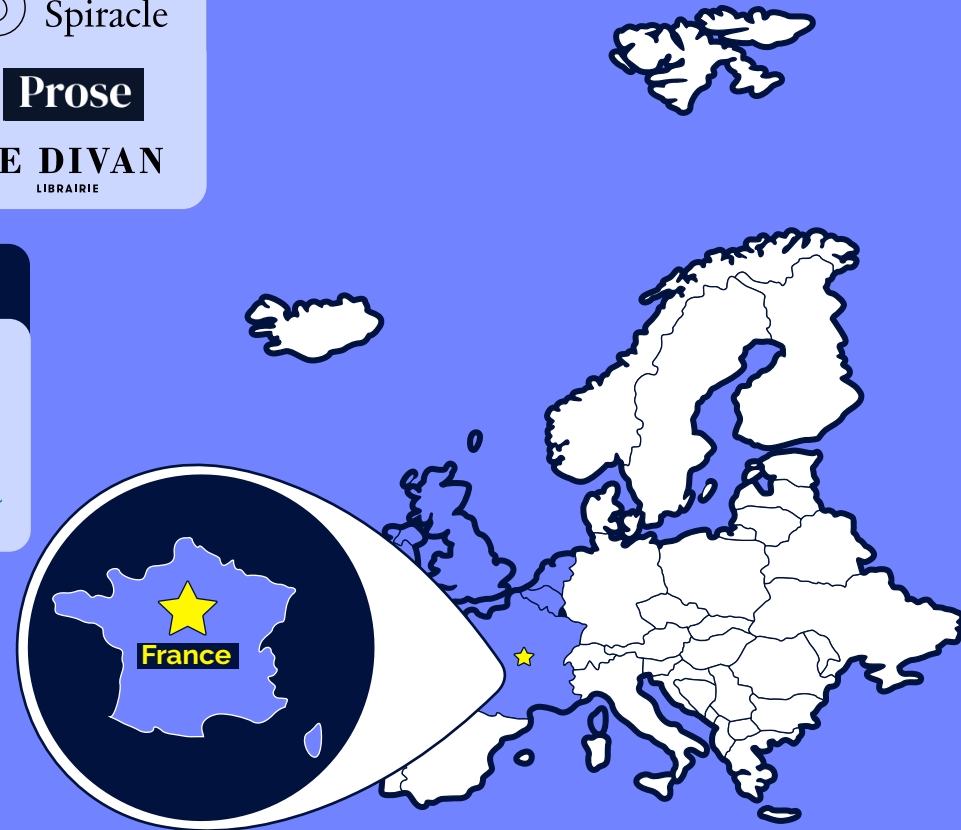
AGGREGATORS



CHILDREN CONTENT DEVICES



E-LENDING LIBRARIES



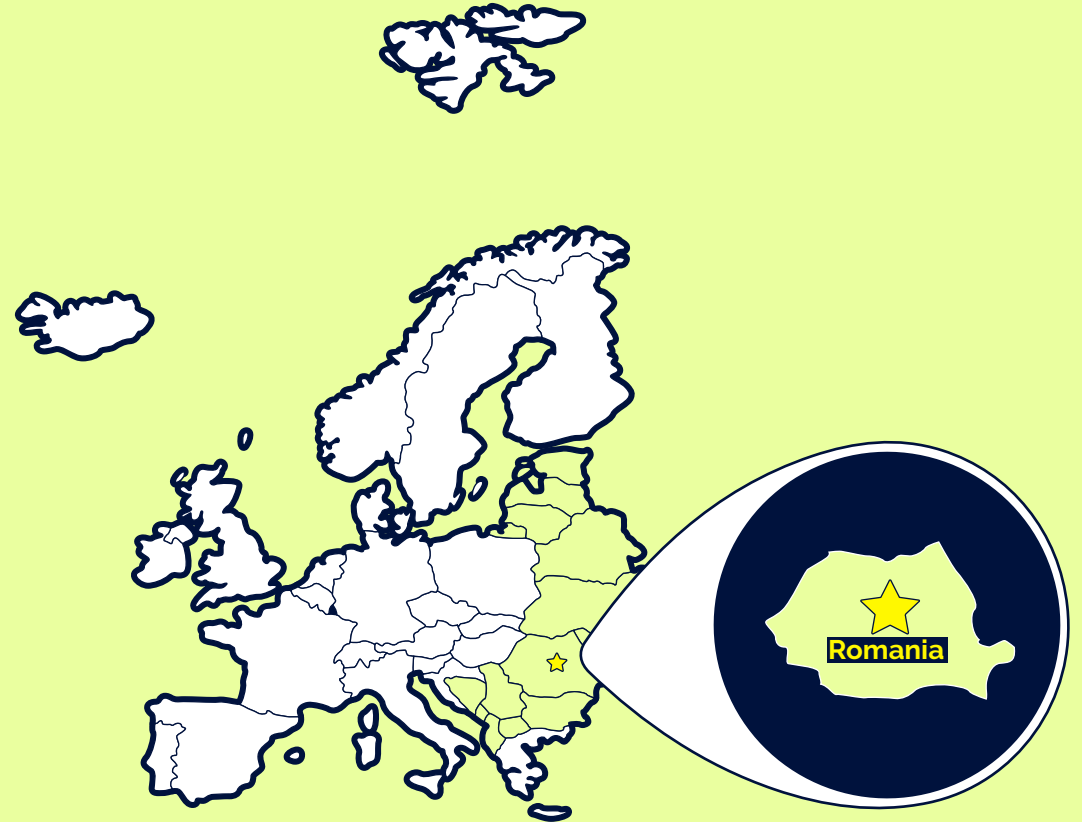
★ Top Country in Western Europe

France, representing 8,6%, is the most active country (more players) in the audio industry from the Western region.

CHANNELS FROM EASTERN EUROPE (1%)



SUBSCRIPTION





★ Top Country in Eastern Europe:

In Eastern Europe, **Romania** is the main player, contributing to the European total with 1,3%.

AUDIO CHANNELS FROM OUTSIDE EUROPE (24%)



BARNES & NOBLE

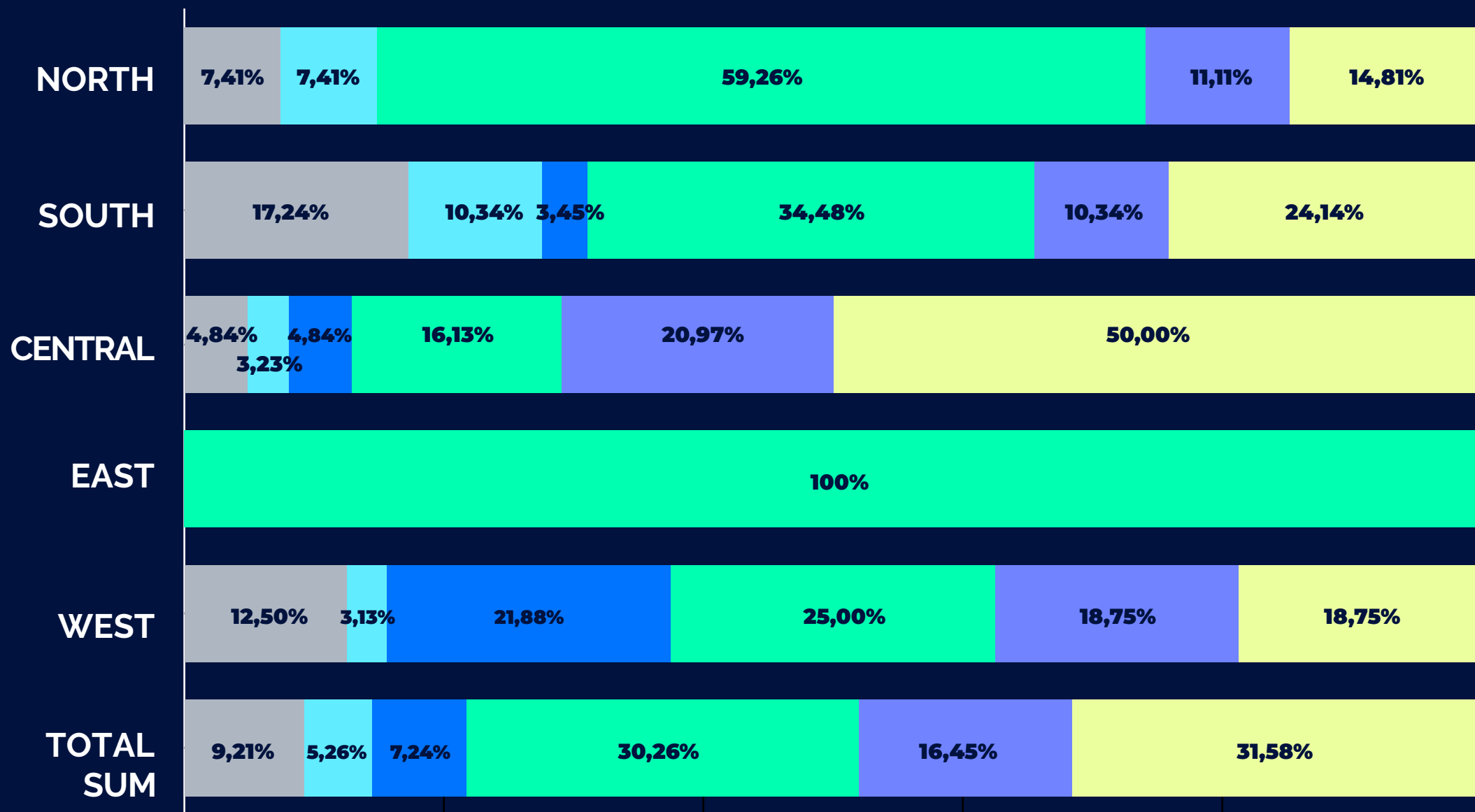


Non-European audio channels, are mainly represented by subscription platforms (46,8%), followed by those offering both models (21,3%); aggregators (10,6%), then followed by single-unit sale channels and e-lending libraries (each with 8,5%); and those providing audio devices represent only (4,3%).



The majority of audio channels from outside Europe are located in the USA, accounting for 80,9% of the total sales channels.

BREAKDOWN OF BUSINESS MODELS IN EUROPE



AGREGATORS E-LENDING LIBRARIES CHILDREN CONTENT DEVICES SUSCRPTION SINGLE-SALE + SUBSCRIPTION À-LA-CARTE

ARE WE MISSING ANY AUDIO ENTITY IN THIS MAP?

Please tell us and will include them in the next update.

Thanks in advance

